

TATA ELXSI

FY17: Q3 & YTD

Performance Highlights

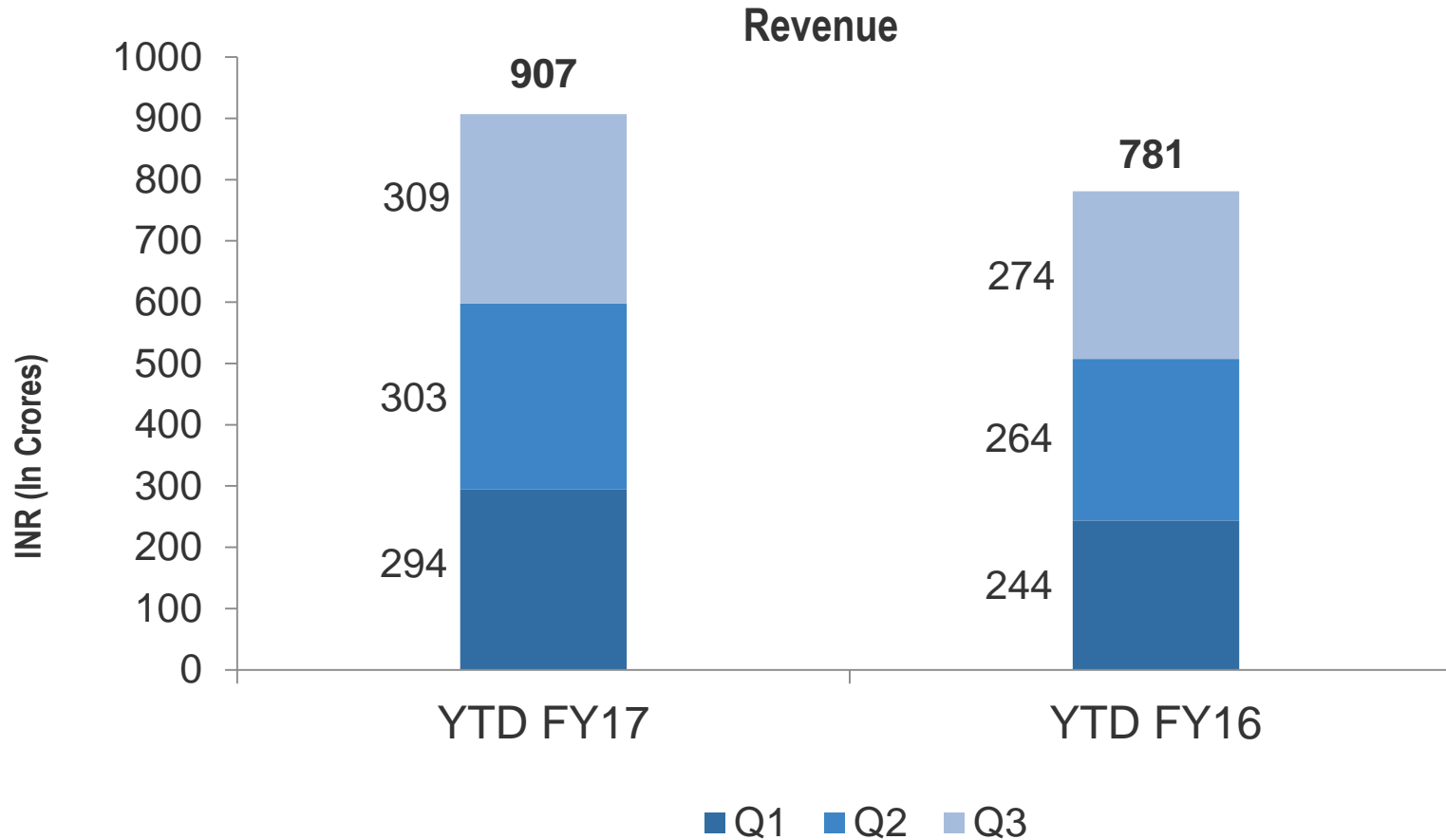


Disclaimer

This release may contain certain future prospects which may be a forward-looking statements. Forward-looking statements by their nature involve a number of risks and uncertainties that could cause actual results to differ materially from market expectations. These forward-looking statements represent only the Company's current intentions, beliefs or expectations, and any forward-looking statement speaks only as of the date on which it was made. The Company assumes no obligation to revise or update any forward-looking statements.

Note: All numbers have been rounded to the nearest digit for convenience of representation.

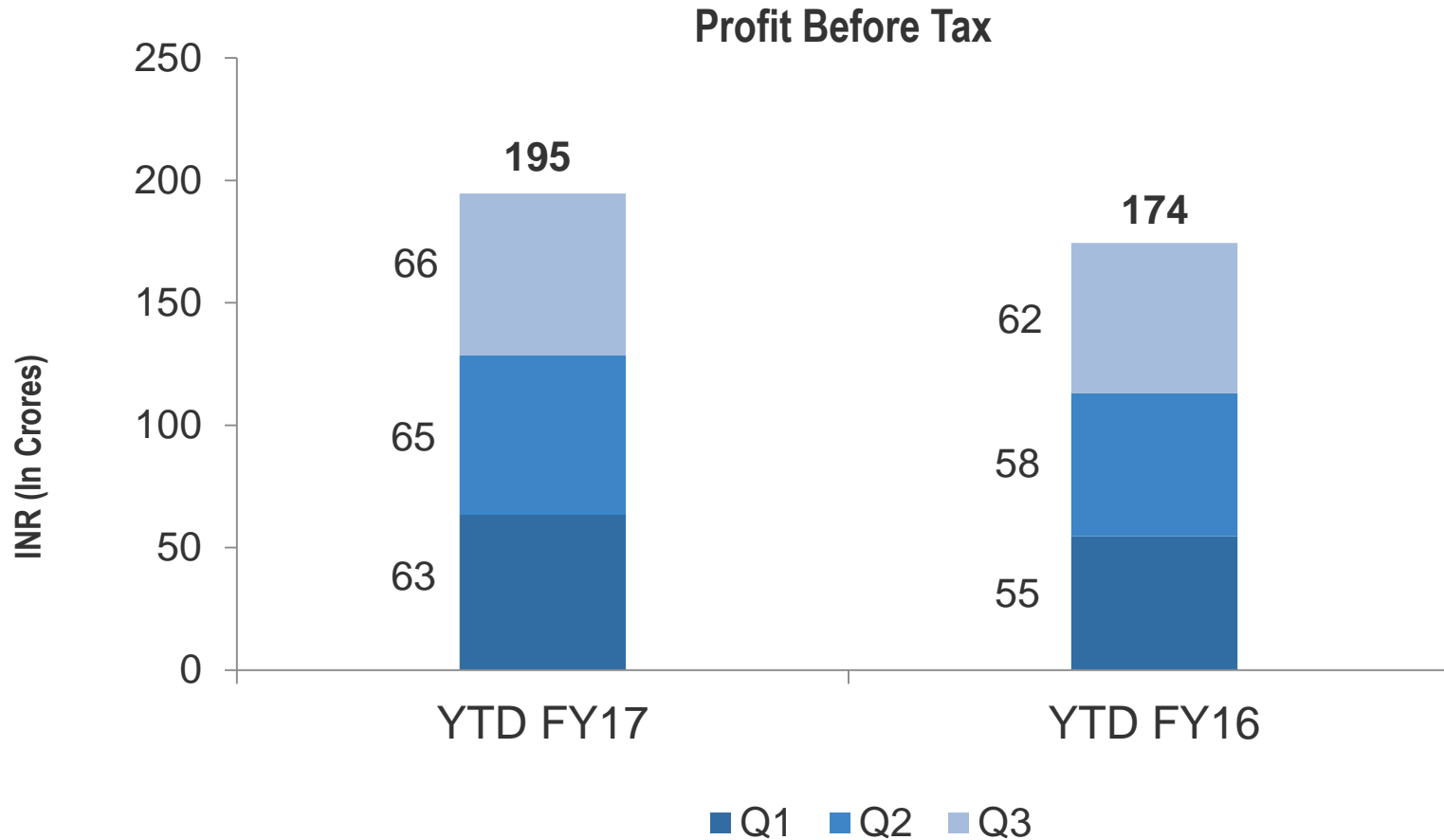
Revenue



- Revenue increased by 2% QoQ from Q2 FY17 to Q3 FY17
- Revenue increased by 13% YoY from Q3 FY16 to Q3 FY17
- Revenue increased by 16% from YTD FY16 to YTD FY17

Note : All numbers are rounded-off

Profit Before Tax

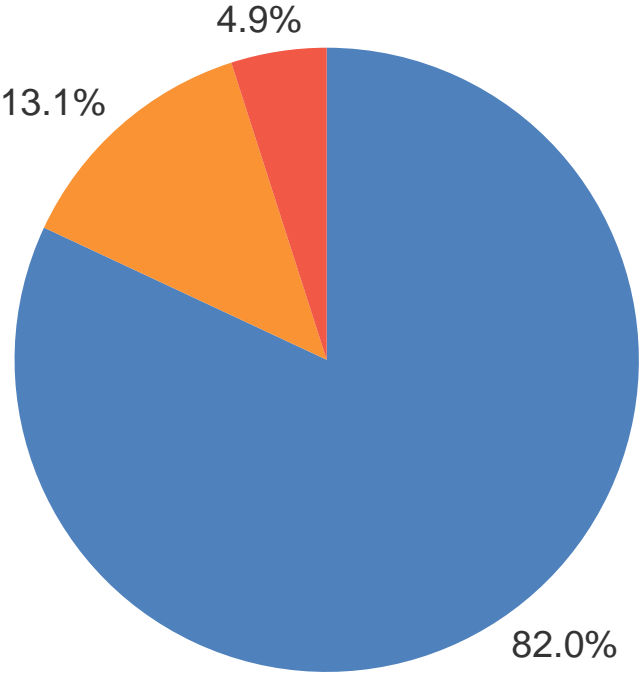


- PBT increased by 2% QoQ from Q2 FY17 to Q3 FY17
- PBT increased by 7% YoY from Q3 FY16 to Q3 FY17
- PBT increased by 12% from YTD FY16 to YTD FY17

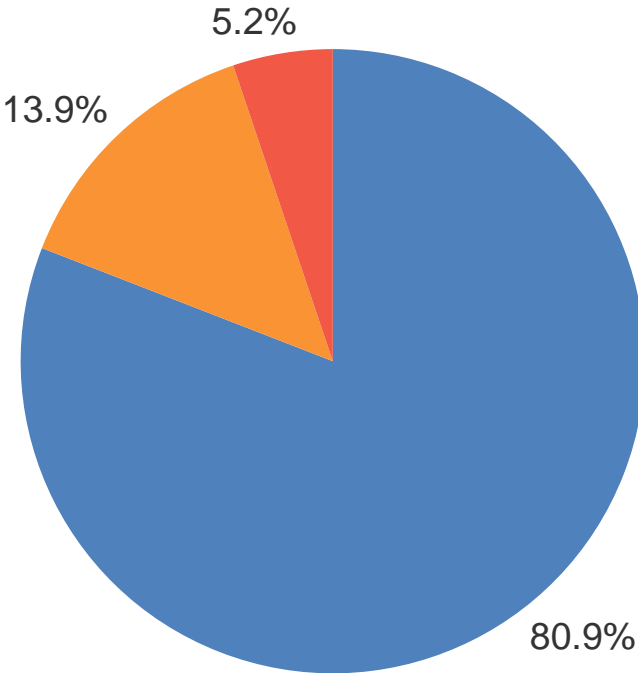
Note : All numbers are rounded-off

Segment Revenue

Q3 FY17 Revenue Composition




YTD FY17 Revenue Composition



■ Embedded Product Design ■ Industrial Design & Visualization ■ System Integration

Note : All numbers are rounded-off

Thank you



TATA ELXSI

ITPB Road Whitefield
Bangalore 560048 India

Tel +91 80 2297 9123 | Fax +91 80 2841 1474

e-mail info@tataelxsi.com

www.tataelxsi.com