



TATA ELXSI

FY 19: Q3 & YTD

Performance Highlights

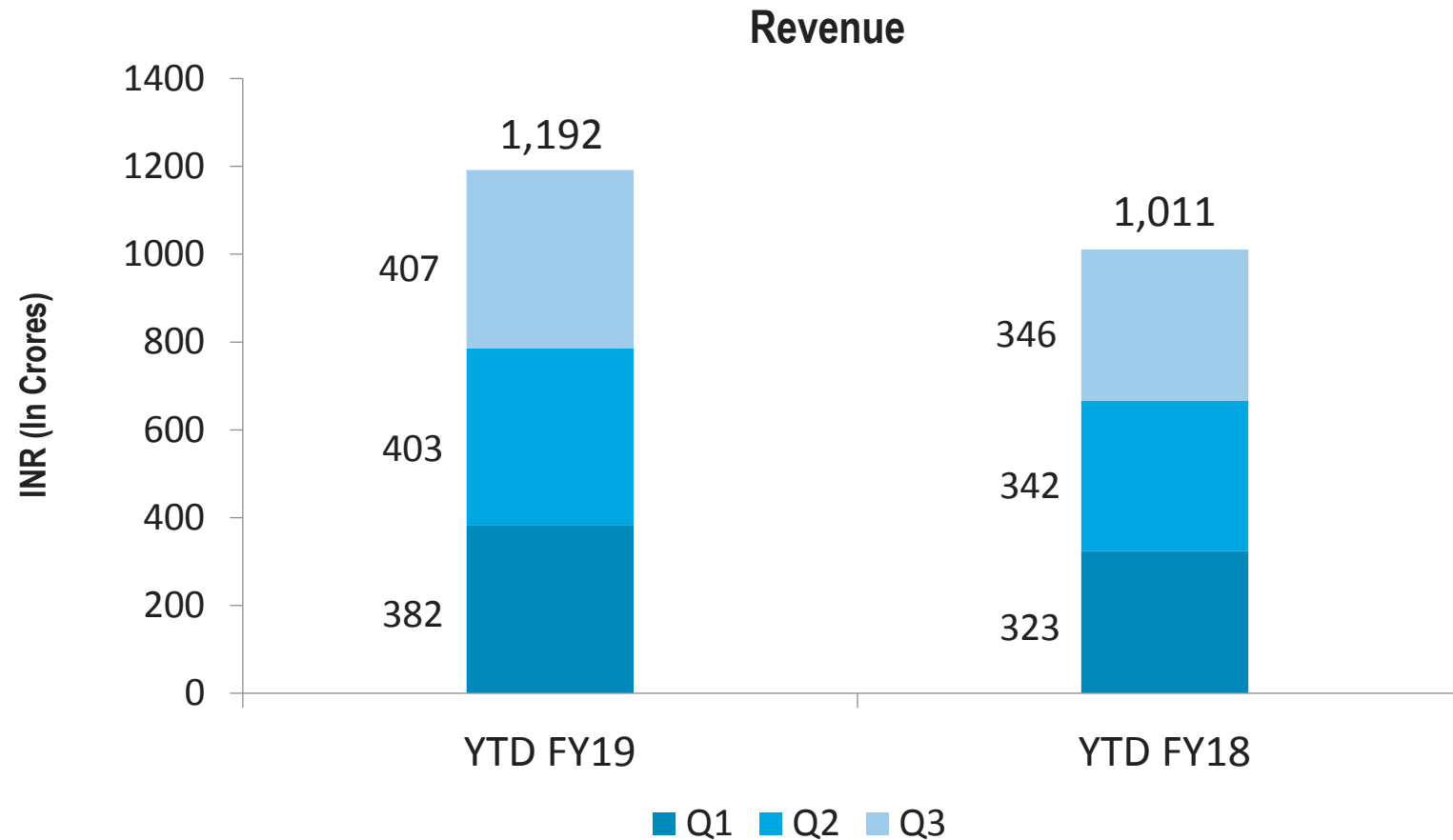
8th Jan, 2019

Disclaimer

This release may contain certain future prospects which may be a forward-looking statements. Forward-looking statements by their nature involve a number of risks and uncertainties that could cause actual results to differ materially from market expectations. These forward-looking statements represent only the Company's current intentions, beliefs or expectations, and any forward-looking statement speaks only as of the date on which it was made. The Company assumes no obligation to revise or update any forward-looking statements.

Note: All numbers have been rounded to the nearest digit for convenience of representation.

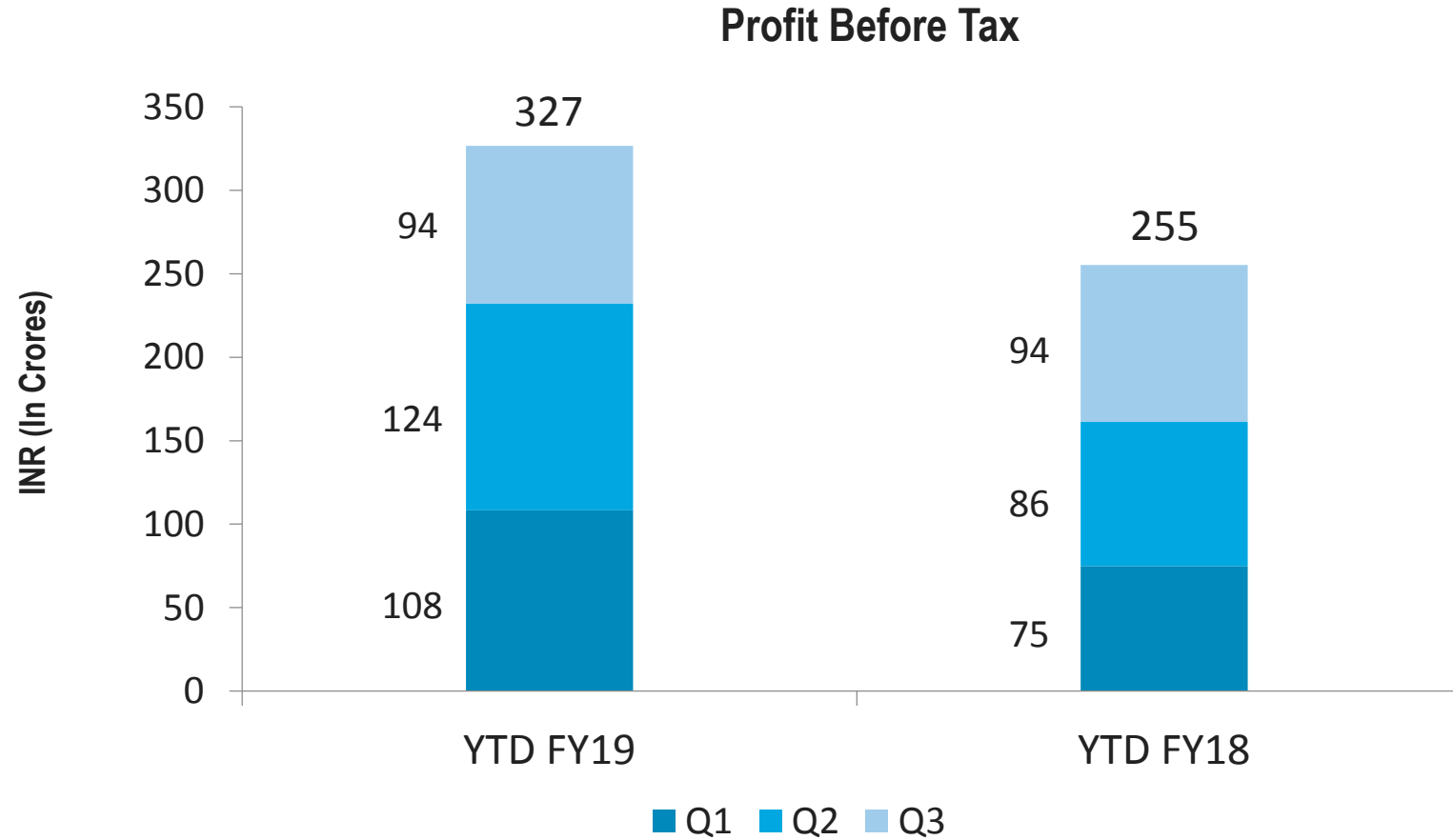
Revenue From Operations



- Revenue increased by 1% QoQ from Q2 FY19 to Q3 FY19
- Revenue increased by 18% YoY from Q3 FY18 to Q3 FY19
- Revenue increased by 18% from YTD FY18 to YTD FY19

Note : All numbers are rounded-off

Profit Before Tax

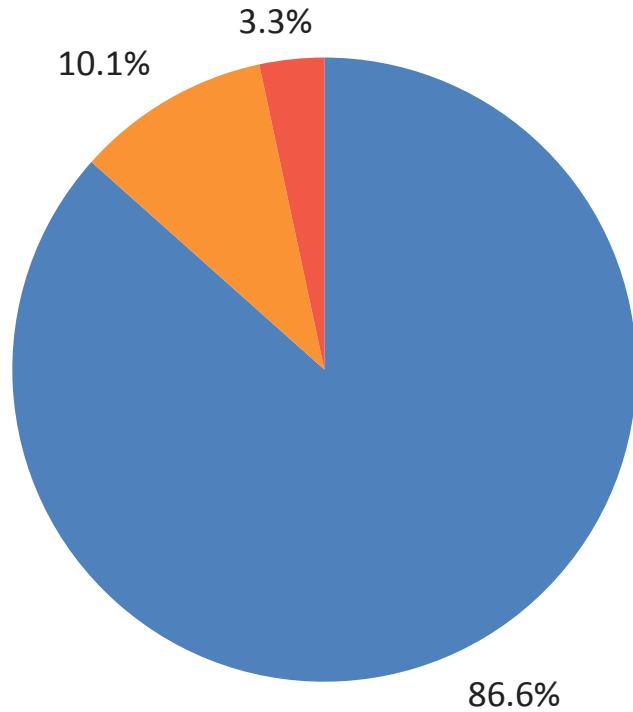


- PBT decreased by 24% QoQ from Q2 FY19 to Q3 FY19
- PBT increased by 0.4% YoY from Q3 FY18 to Q3 FY19
- PBT increased by 28% from YTD FY18 to YTD FY19

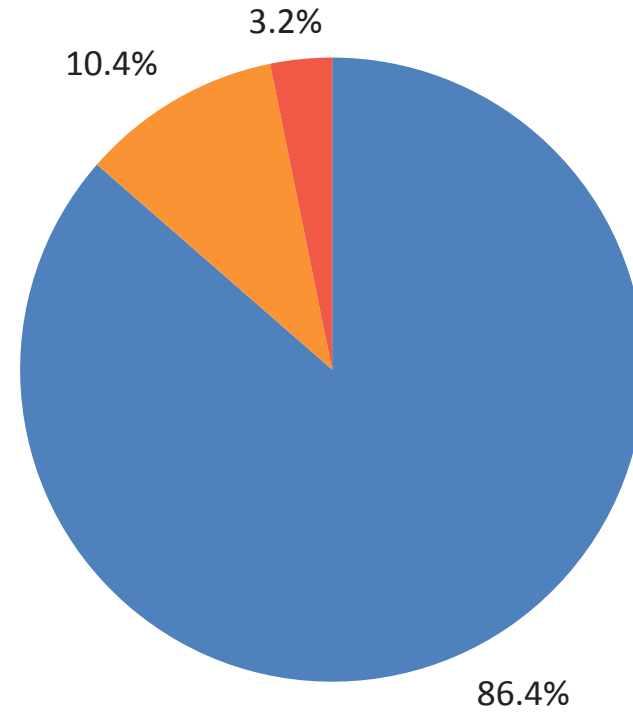
Note : All numbers are rounded-off

Segment Revenue

Q3 FY19 Revenue Composition



YTD FY19 Revenue Composition



■ Embedded Product Design ■ Industrial Design & Visualization ■ System Integration

Note : All numbers are rounded-off

Thank You

www.tataelxi.com

Confidentiality Notice

This document and all information contained herein is the sole property of Tata Elxi Limited and shall not be reproduced or disclosed to a third party without the express written consent of Tata Elxi Limited.

TATA ELXSI