

TATA ELXSI

FY15-16: Q3 & YTD

Performance Highlights

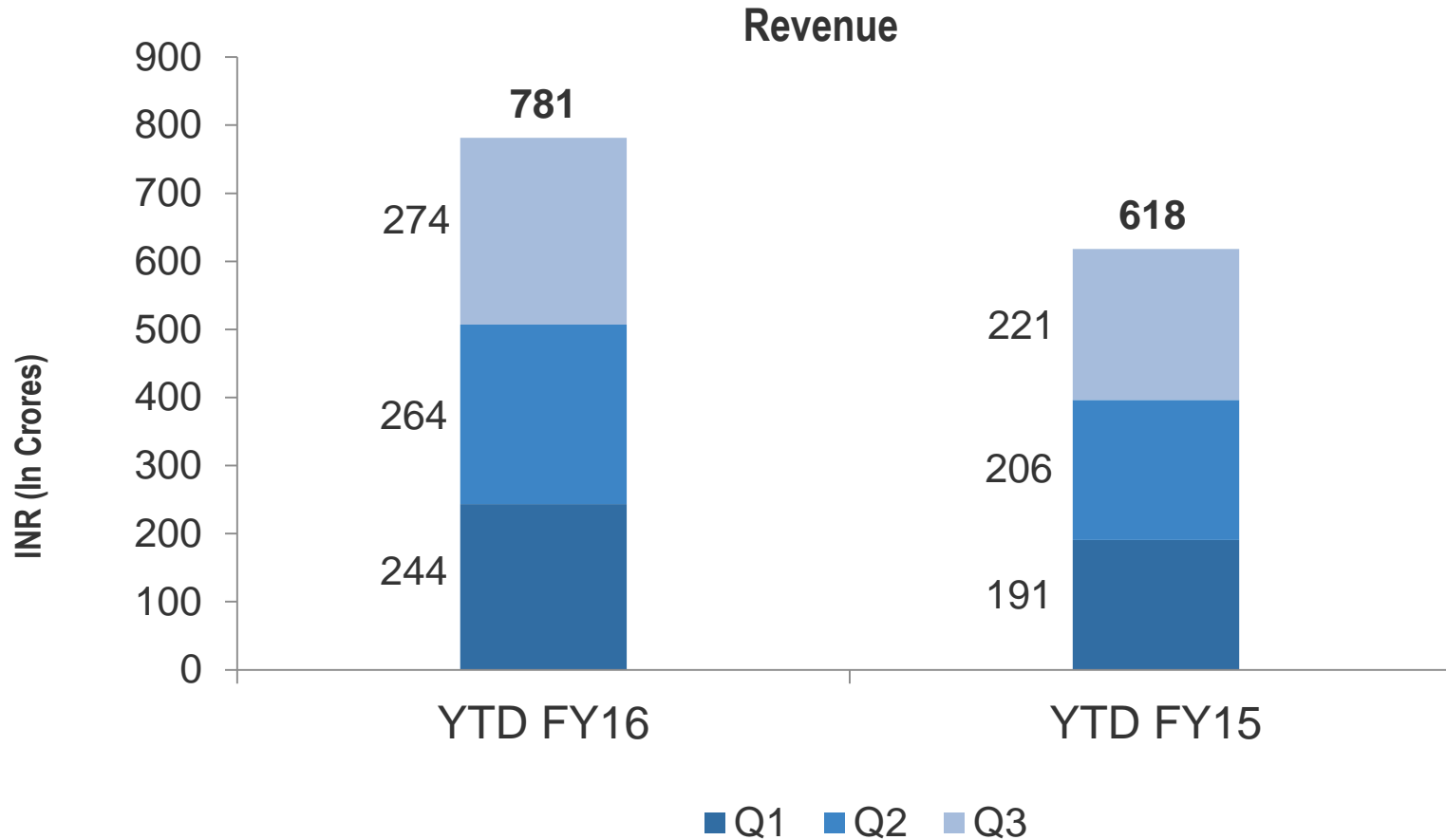


Disclaimer

This release may contain certain future prospects which may be a forward-looking statements. Forward-looking statements by their nature involve a number of risks and uncertainties that could cause actual results to differ materially from market expectations. These forward-looking statements represent only the Company's current intentions, beliefs or expectations, and any forward-looking statement speaks only as of the date on which it was made. The Company assumes no obligation to revise or update any forward-looking statements.

Note: All numbers have been rounded to the nearest digit for convenience of representation.

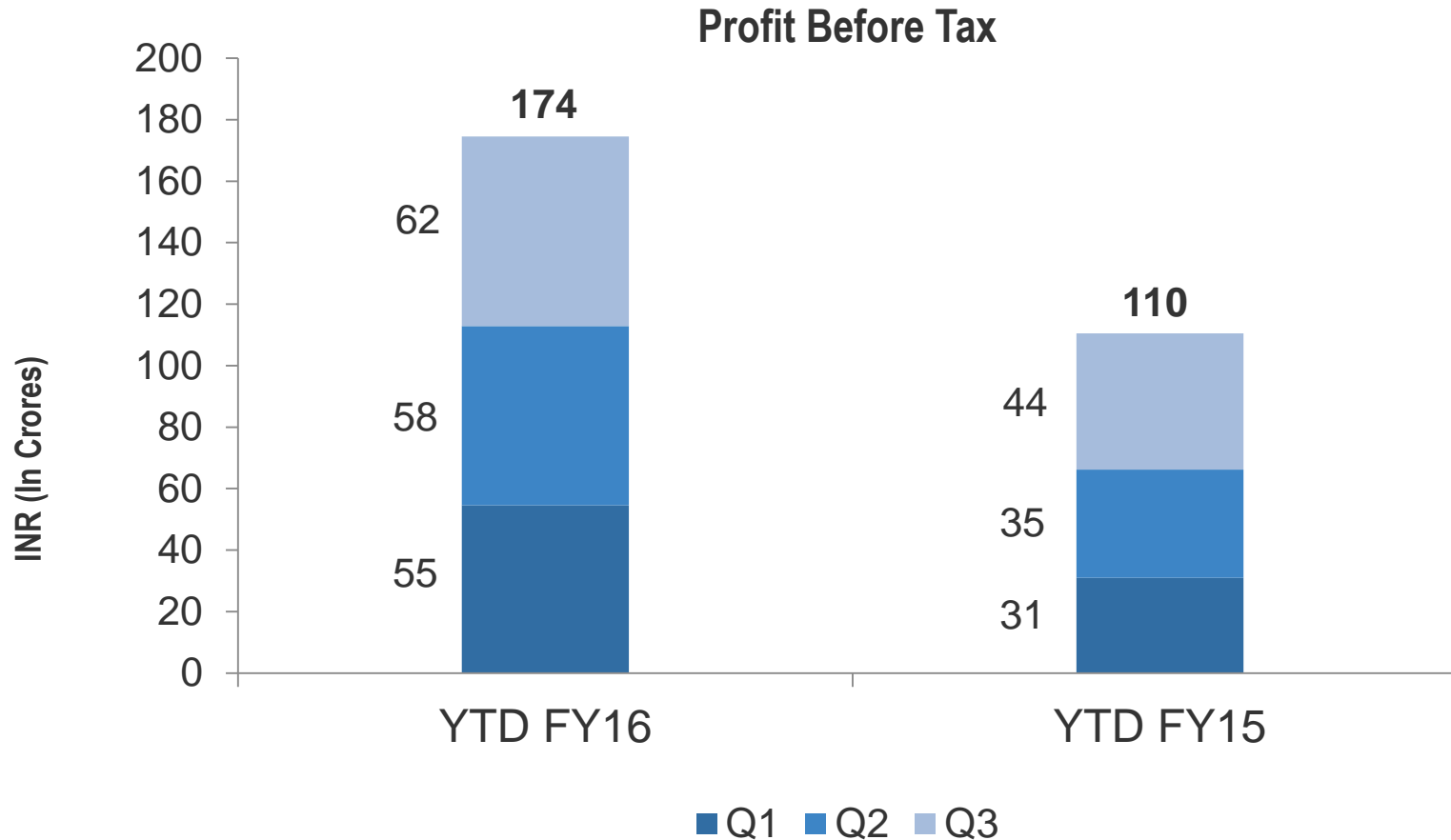
Revenue



- Revenue increased by 4% QoQ from Q2 FY16 to Q3 FY16
- Revenue increased by 24% YoY from Q3 FY15 to Q3 FY16
- Revenue increased by 26% from YTD FY15 to YTD FY16

Note : All numbers are rounded-off

Profit Before Tax

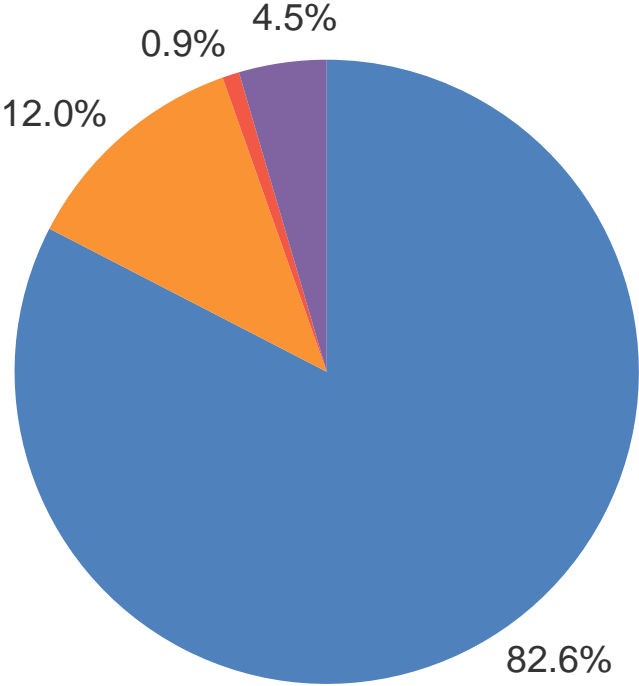


- PBT increased by 6% QoQ from Q2 FY16 to Q3 FY16
- PBT increased by 39% YoY from Q3 FY15 to Q3 FY16
- PBT increased by 58% from YTD FY15 to YTD FY16

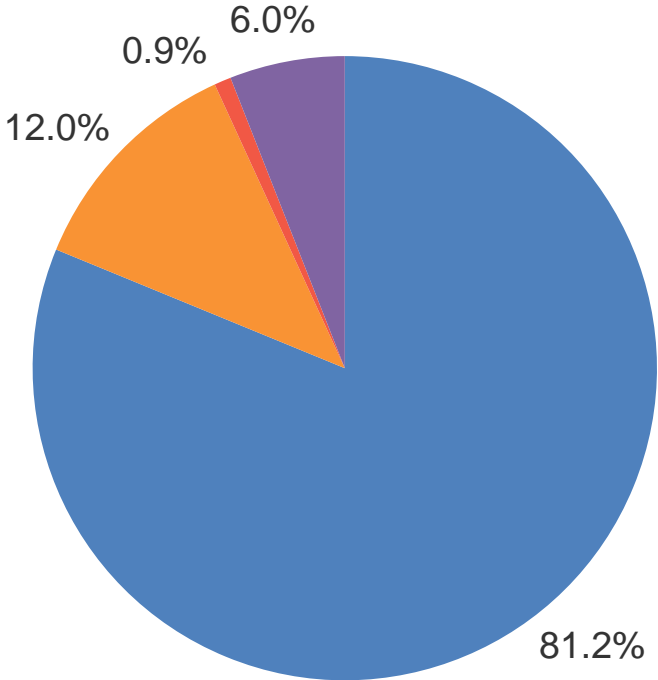
Note : All numbers are rounded-off

Segment Revenue

Q3 FY16 Revenue Composition




YTD FY16 Revenue Composition



■ Embedded Product Design ■ Industrial Design ■ Visual Computing Labs ■ System Integration

Note : All numbers are rounded-off

Thank you



TATA ELXSI

ITPB Road Whitefield
Bangalore 560048 India

Tel +91 80 2297 9123 | Fax +91 80 2841 1474

e-mail info@tataelxsi.com

www.tataelxsi.com