



**TATA ELXSI**

**FY17-18: Q4 & Annual**

Performance Highlights

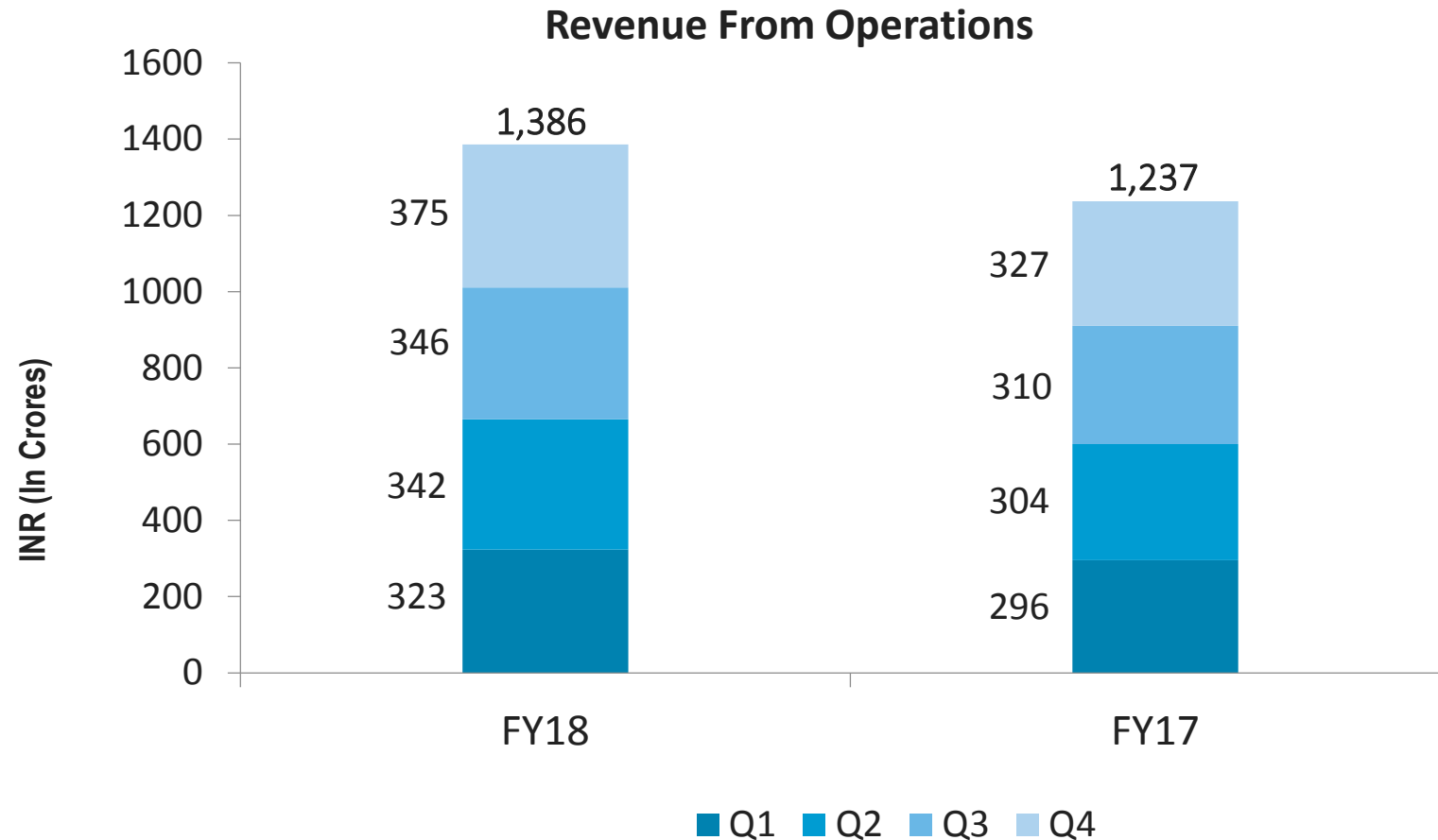
26<sup>th</sup> April, 2018

## Disclaimer

*This release may contain certain future prospects which may be a forward-looking statements. Forward-looking statements by their nature involve a number of risks and uncertainties that could cause actual results to differ materially from market expectations. These forward-looking statements represent only the Company's current intentions, beliefs or expectations, and any forward-looking statement speaks only as of the date on which it was made. The Company assumes no obligation to revise or update any forward-looking statements.*

*Note: All numbers have been rounded to the nearest digit for convenience of representation.*

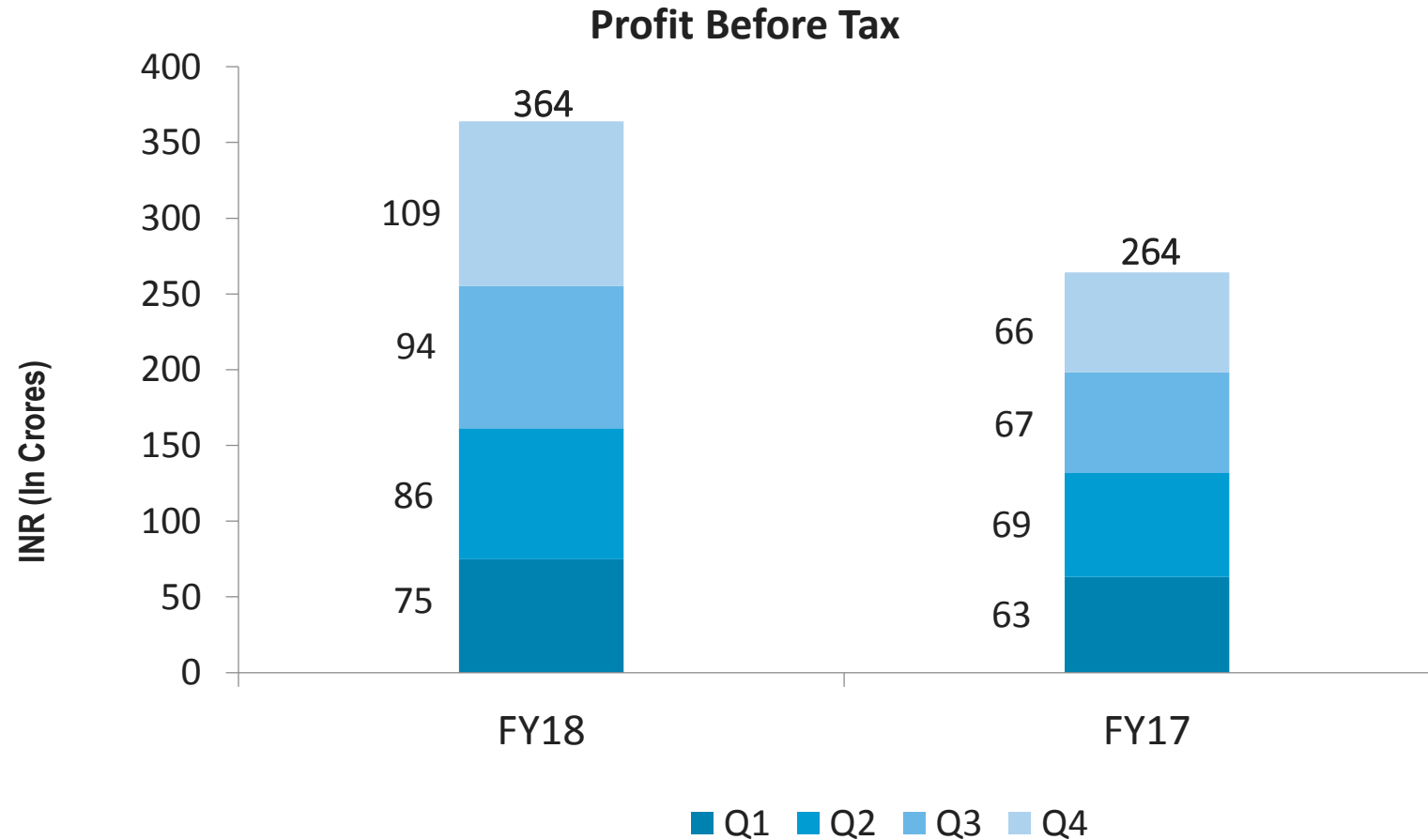
# Revenue From Operations



- Revenue increased by 9% QoQ from Q3 FY18 to Q4 FY18
- Revenue increased by 15% YoY from Q4 FY17 to Q4 FY18
- Revenue increased by 12% from FY17 to FY18

*Note : All numbers are rounded-off*

# Profit Before Tax

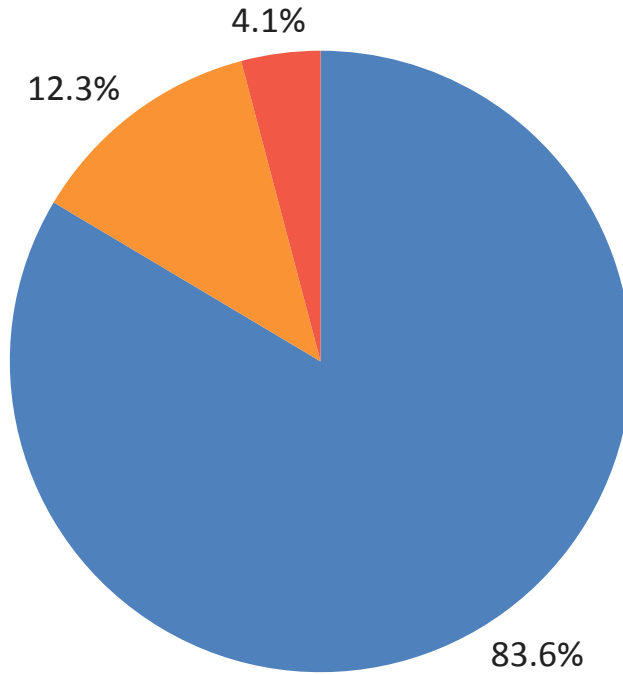


- PBT increased by 16% QoQ from Q3 FY18 to Q4 FY18
- PBT increased by 65% YoY from Q4 FY17 to Q4 FY18
- PBT increased by 38% from FY17 to FY18

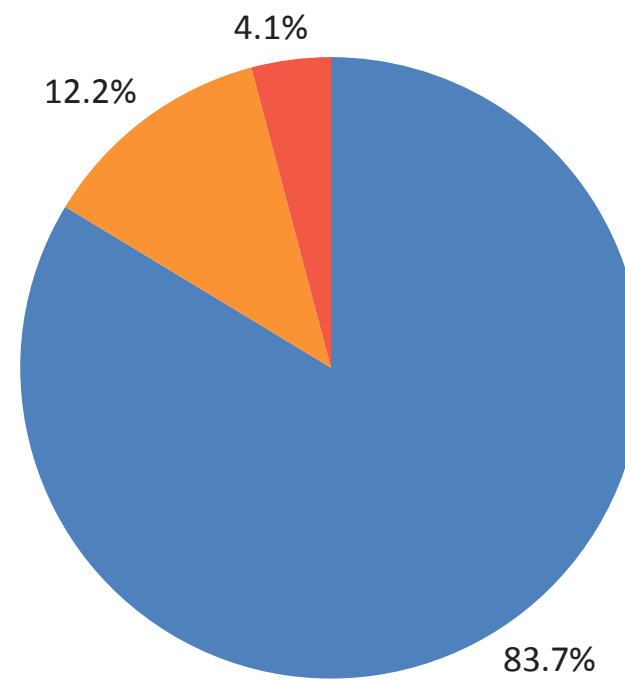
Note : All numbers are rounded-off

# Segment Revenue

### Q4 FY18 Revenue Composition



### FY18 Revenue Composition



■ Embedded Product Design    ■ Industrial Design & Visualization    ■ System Integration

*Note : All numbers are rounded-off*

Thank You

[www.tataelxi.com](http://www.tataelxi.com)

---

**Confidentiality Notice**

This document and all information contained herein is the sole property of Tata Elxsi Limited and shall not be reproduced or disclosed to a third party without the express written consent of Tata Elxsi Limited.

---

**TATA ELXSI**